

# CHOROS™

## SPACE BOOKING

### Space Reservations Made Easy.

Choros gives you all the features of room signs without any hardware, cabling or apps. Use your smartphone to see if a space is available, see the schedule, book it, find available rooms and more. You don't have to download or log into anything.

Fast, contactless space booking on your own phone for meeting rooms and other shared spaces. No room signs to buy and install. No apps to download. No hassle.



Meeting Rooms



Desks & Workstations





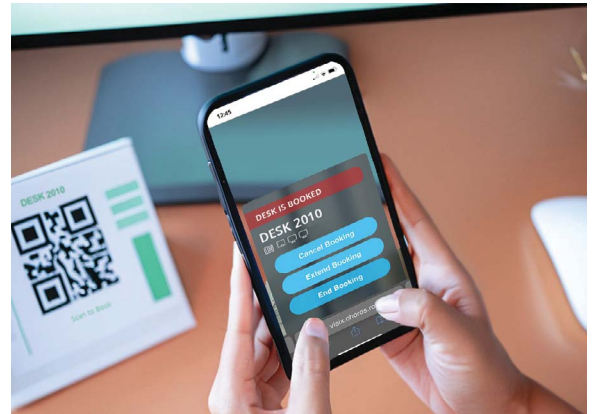
Other Shared Spaces

Because Choros uses smartphone AR tech, space booking is faster than in any software system. And because there are no room signs or cabling, it saves you significant screen and installation costs, and supports sustainability efforts.

- Users don't have to download anything, just scan a QR code to book
- Takes advantage of native AR support on all modern iOS and Android devices
- Use for meeting rooms, desks, lockers, parking – any shared space
- Easily integrates with your own calendars to show bookings and availability
- Affordable licensing and a user-friendly dashboard to manage your spaces

There's no limit to the number or type of spaces you can manage in Choros. Add as many as you like along with their location, capacity, accessibility and amenities.

Choros gives you a scalable, user-friendly BYOD space booking solution you can set up in minutes.



\*Patent pending



800.572.4935  
www.visix.com

# BYOD Solution

Choros is a BYOD (Bring Your Own Device) solution, so people use their own phones to scan and book rooms. It uses WebAR to overlay space booking options over a user's camera view of your own facility, giving them a more immersive experience.

There's no app to download, so users don't have to worry about compromising their phone's security or adding bloatware they don't want. There's also no password to remember since you don't have to log in to an online portal or calendar system. All of this speeds up booking and simplifies user adoption.



## Key Features:

- See availability, schedules, capacity, amenities and more
- Book, extend and end reservations on your smartphone
- Search for and book other available spaces on the spot
- Eliminate slow webpage and app authentication services
- Integrates seamlessly with your own calendars to avoid double bookings



No App  
Required



Book Any  
Shared Space



Easy Calendar  
Integration



Cloud  
Subscription



No More  
Room Signs

# Skip the Room Signs

Installing room signs throughout an organization takes money, time and infrastructure. With Choros, you get all the functionality of a room sign without having to buy hardware or worry about how to provide power and network to shared spaces.

Simply set up your spaces in our cloud-based platform, then place QR codes near meeting rooms, desks and other shared places to let people quickly scan to book. There's no limit to the number or type of spaces you can add to the system, so consider every space that might need reservations – collab areas, huddle spaces, parking spaces, lockers, bike racks, etc.

## Key Features:

- Get all the features of a room sign without the expense
- No special hardware required; no apps to download
- Let people book spaces using their own device (BYOD)
- Uses native AR smartphone tech and simple QR codes
- Reduce waste and energy consumption for sustainability

# Scan, Book & Go

Choros is so easy to use, your employees won't need any formal training. Once they scan a QR code, the onscreen prompts will walk them through the space booking process in just seconds. Setting up your spaces in the cloud-based dashboard is just as intuitive.

## 1. Choose any shared space.

Whether you have meeting rooms, use hotdesk booking in a flexible workplace or want to let people reserve the breakroom ping pong table, all it takes is a simple QR code at the space.

## 2. Scan the QR code.

Using any Android or iOS smartphone, scan the QR code to see if the space is available or booked. You'll also see upcoming reservations in that space, capacity, AV resources and amenities. If a space is busy, you can search and book nearby spaces without having to walk around or scan another QR code. You can also see 3D previews of rooms and what's in them.

## 3. Book a space.

Just enter a name, time and an optional four-digit PIN to finish booking a space. Once done, you can easily extend your booking, end it early or cancel it altogether. And the reservation data is immediately shared with your calendar.

# Easy Admin

## 1. Define your spaces.

Using our cloud-based admin panel, you can manage your calendar integrations and add licenses for meeting rooms, workspaces and "other" spaces, with custom names and descriptions. Define the building, floor and more.

## 2. Add space resources.

Let people know what's in the space so they can choose the right AV tools and amenities for what they need to accomplish. Show icons for meeting rooms like phone, projector, video conference, coffee, etc. Let people booking a workspace see if it has a standing desk, PC or Mac dock, dual monitors, etc. And you can mark all shared spaces that are accessible.

## 3. Match your structure.

Organize your spaces and users by your own organizational structure, defining organizations and suborganizations to group information for streamlined access and management.

The screenshot displays the Visix dashboard interface. At the top, there are four key metrics: 123 MEETING ROOMS, 495 WORKSPACES, 49 CHAIRS, and 52,463 TOTAL RESERVED SPACES. Below these are sections for 'MOST ACTIVE SPACES' and 'RECENT BOOKINGS'. A table lists various spaces with columns for 'Suborganization Location', 'Floor/Level', 'Level', 'Rooming', 'Start Date', and 'End Date'. The 'Calendar Integrations' section is also visible, showing a list of calendars with columns for 'Calendar', 'Calendar Description', 'Calendar Type', and 'Last Synced'. The interface includes a sidebar with navigation options like Dashboard, Spaces, Calendar Integrations, User Accounts, and Organization.

# Availability Lights

Choros provides all the scheduling perks of a room sign, and our availability lights let you instantly see which of your meeting rooms and other shared spaces are open (green) or booked (red). These sleek units are small, lightweight and provide 360° visibility.

The Choros platform keeps track of reservation start and end times, and changes availability light colors for Choros bookings made in advance or at the door. The lights are updated by a compact, low-power LoRaWAN® gateway that's preconfigured to support your availability lights right out of the box.

With a PoE adapter, availability lights can likely be powered by your existing PoE infrastructure. The ultra-low-power lights use a maximum of 0.6 watts of power. Outside of normal hours, they go into standby mode, showing no color and using only .08 watts. This makes them an outstanding option for sustainability and a smart choice for LEED-certified buildings.

## Choros Availability Light

LoRaWAN® Class C Device

Size: 1.75 x 1.75 x 1.75 inches

Weight: 2.5 ounces

Power Consumption: max of 0.6 watts

Power Connection: USB Type A, included power adapter, or PoE adapter (optional)

Mounting: by double-sided tape or with optional mounting bracket

## LoRaWAN® Gateway

External antenna

US902-928, EU863-870 and AU915-928 LoRaWAN® bands supported for different regions

Size: 4.5 x 4.5 x 1.6 inches

Weight: 13 ounces

Power Consumption: less than 7 watts



1.75 x 1.75 x 1.75 inches

# Going Green

Combine Choros with ultra-low-power availability lights and epaper room and desk signs for a complete sustainable space management solution. Learn about the benefits to your facility, your team and your bottom-line on our website at [visix.com/sustainable-space-management](http://visix.com/sustainable-space-management).

Visit [www.visix.com](http://www.visix.com) to learn more, and contact us for pricing at [salesteam@visix.com](mailto:salesteam@visix.com).

